EPIC LUNAR ADVENTURES OF THE
APOLLO
SPACE PROGRAMME

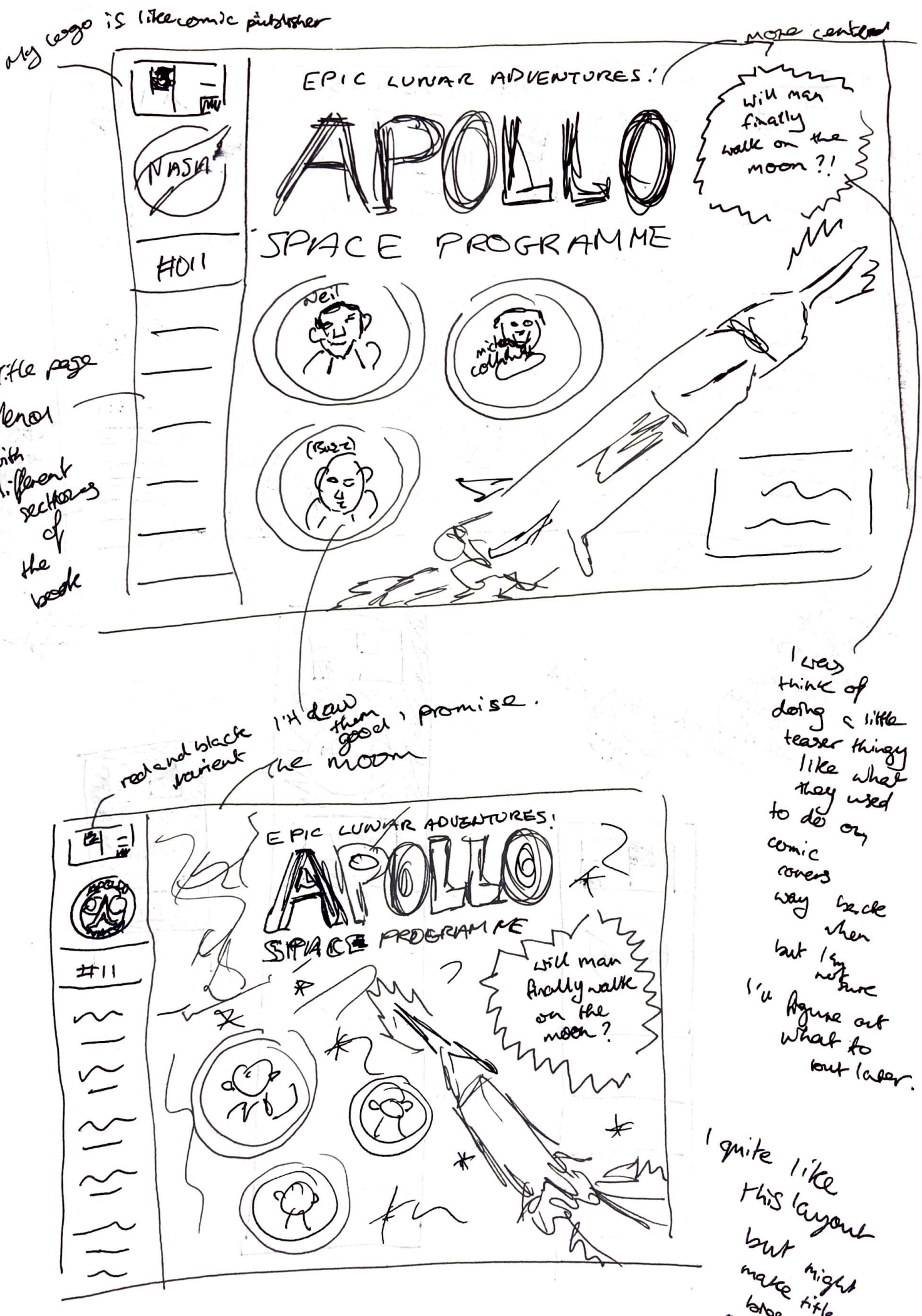
My logo is like comic publisher
more centred
EPIC LUNAR ADVENTURES!
APOLLO
SPACE PROGRAMME
NASA
#011
Will man finally walk on the moon?!
Title page
Menu
with different sections of the book
I'll draw them good, promise.
red and black variant
the moon
EPIC LUNAR ADVENTURES!
APOLLO
SPACE PROGRAMME
#11
Will man finally walk on the moon?
I quite like this layout but might make title bigger and/or centre it more.
I may think of doing a little teaser thingy like what they used to do on comic covers way back when but I'm not sure I'll figure out what to put later.

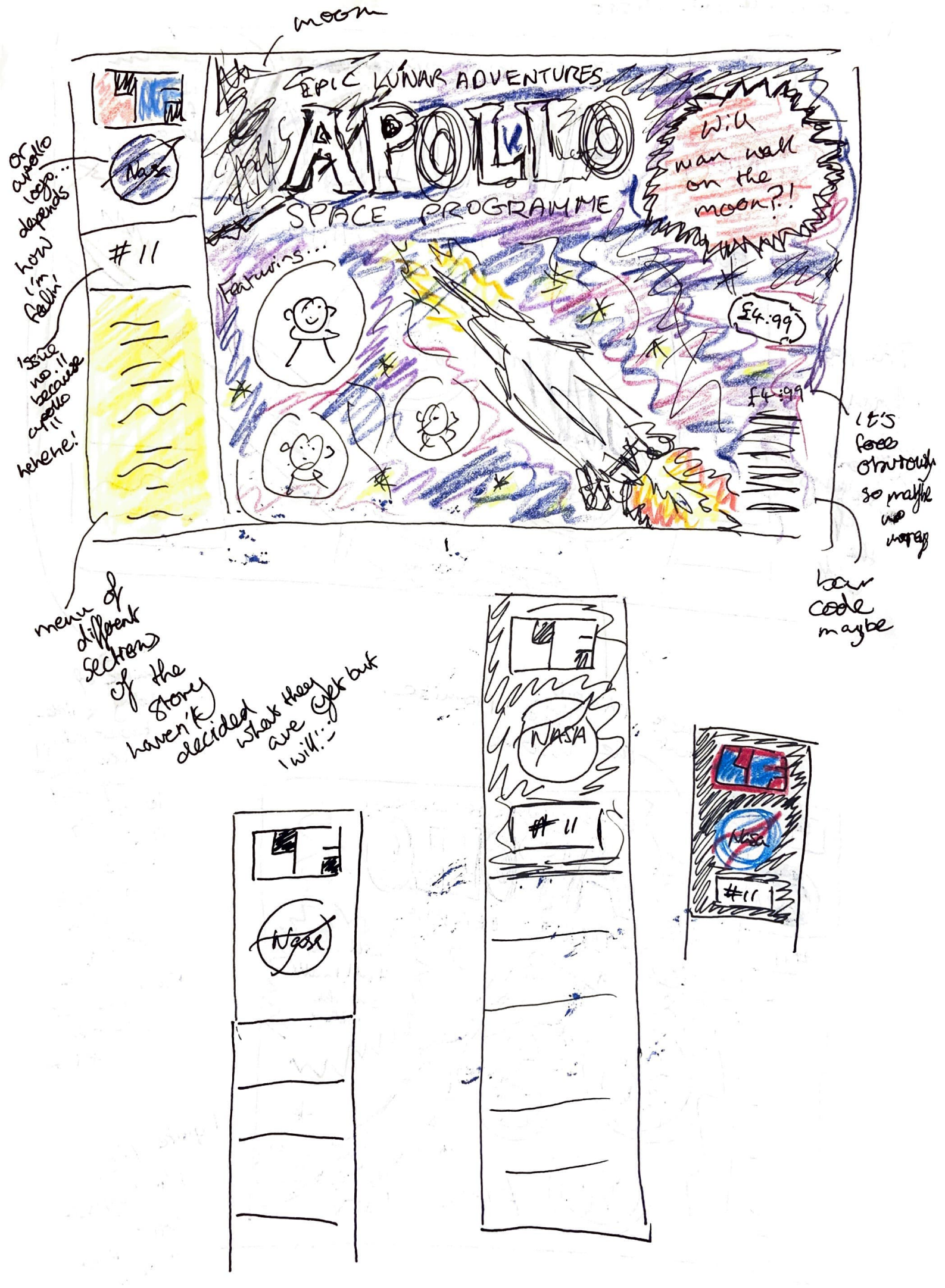
moon
EPIC LUNAR ADVENTURES
APOLLO
SPACE PROGRAMME
Will man walk on the moon?!
Nasa
#11
Featuring...
£4:99
£4:99
or apollo logo... depends how I'm feelin'
Issue no. 11 because apollo 11 hehehe!
menu of different sections of the story haven't decided what they are yet but I will!
It's free obviously so maybe no money
bar code maybe
NASA
#11
Nasa
#11



WILL MAN WALK ON THE MOON?!

Scroll ↓

footer with sticky menu

note from me on what this is

pattern in background very faint but more like indent.

Citations

OR

without sticky menu.

I think this better

THE JOURNEY

THE HEROS

THE ROCKET

THE LEGACY

APOLLO 11

THE HEROS

THE ROCKET

THE JOURNEY

THE LEGACY.

Apollo11 space craft makes more sense than Saturn V rocket going to moon on the cover so i'm going to design instead on photoshop



This is very rough/loose sketch will look a lot nicer in final :)

cover page ↓ scrolled down

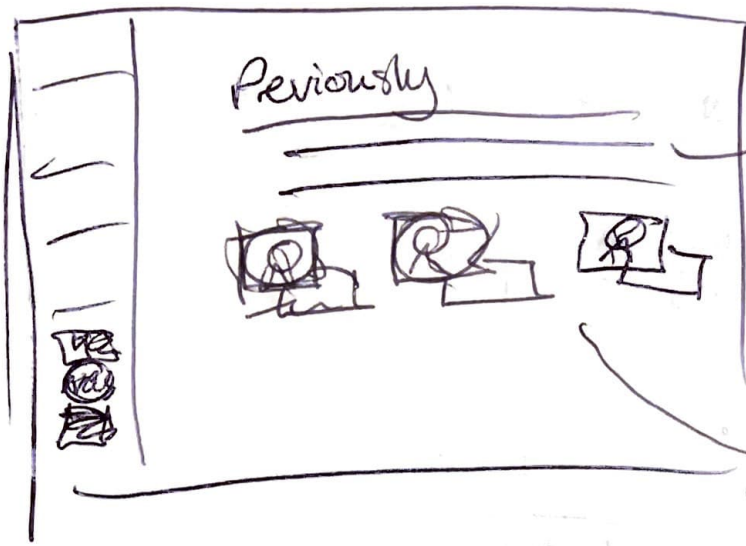

just a brief history/recap of what the Apollo programme have done thus far.

maybe the guys again but named?

#11 to signify that the ~~comic~~ is about apollo 11 but also because comics did that some time

cover page + intro segment + ~~footer~~ citations

Apollo 11 or the journey haven't decided yet gonna go with Apollo 11 for now :)

Coverpage/Home

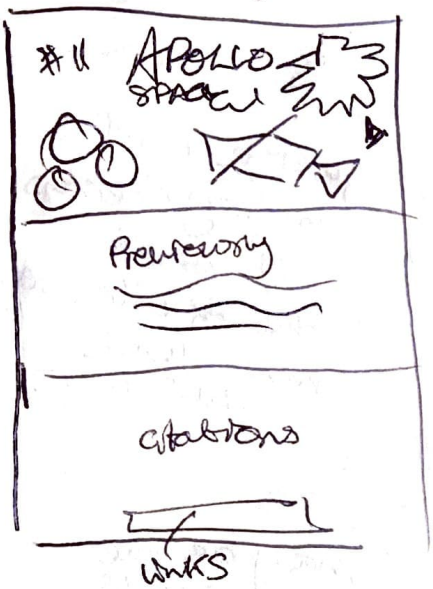

Story of Apollo 11 / Journey

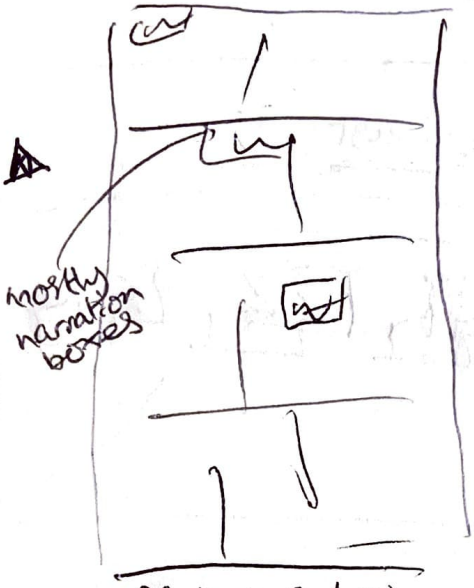

not sure how the panel layout will be yet but this is just the idea

The Heros

The Rocket

again not sure about layout just yet

type with elements of data in form of narration I think



The movies

as you scroll its like the rocket shoots up?

The journey -



maybe reverse the planets and have it facing upwards to moon.



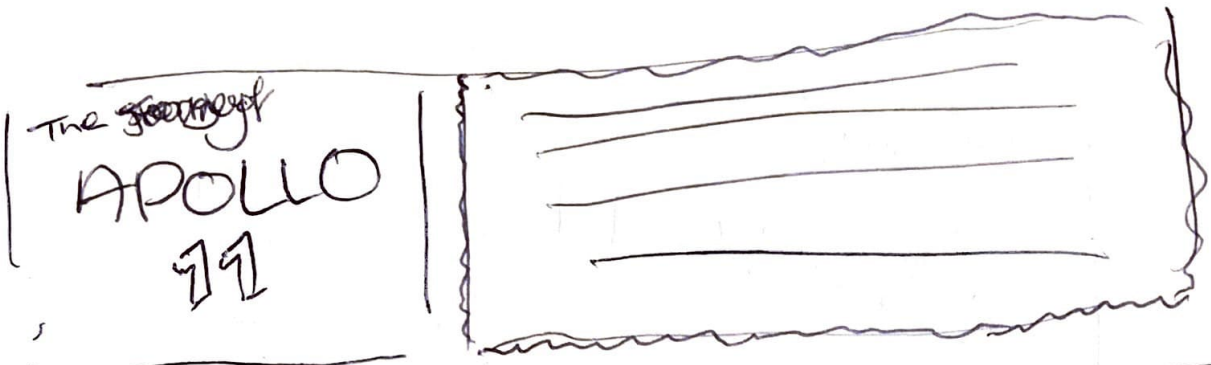

(maybe no angle as I've noticed older comics are much more linear and less I suppose experimental is the word than nowadays so for the most part I'm going to try and stick to rectangles & squares with gaps in between ☺

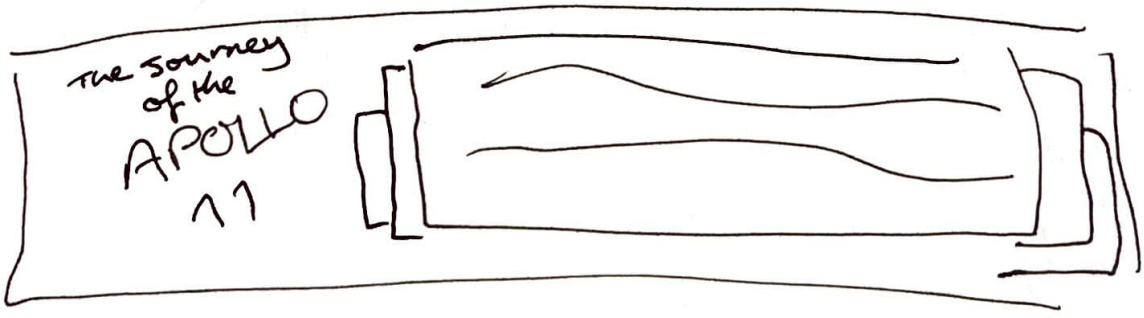

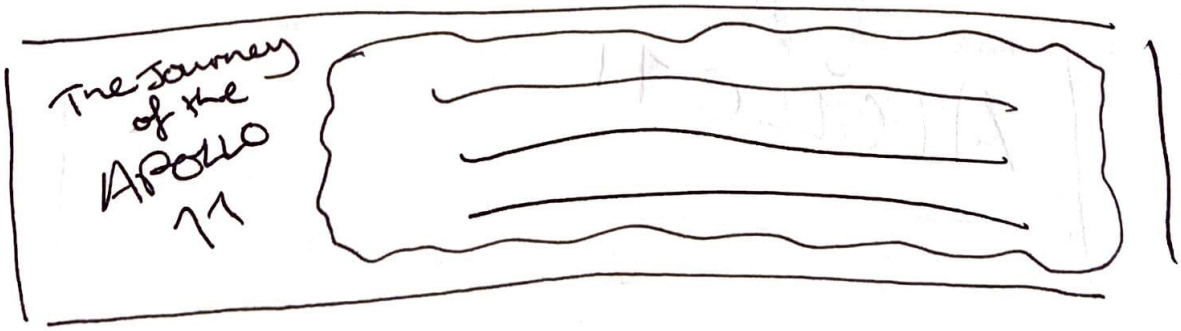

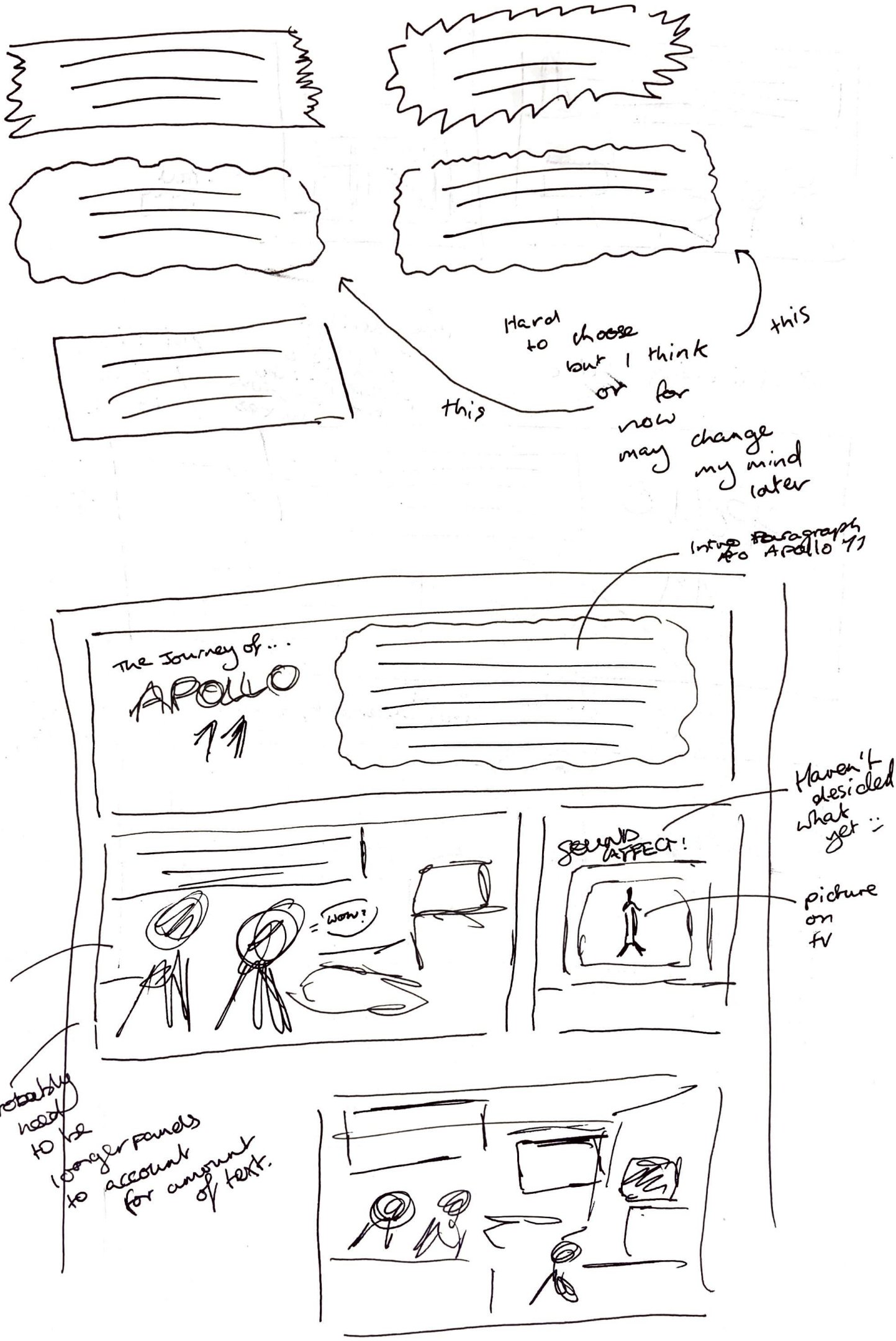
Hard to choose but I think or for now may change my mind later
this
this
Intro Paragraph to Apollo 11
The Journey of...
APOLLO 11
Haven't desided what yet :)
SOUND AFFECT!
picture on tv
= wow?
Probably need to be longer panels to account for amount of text.



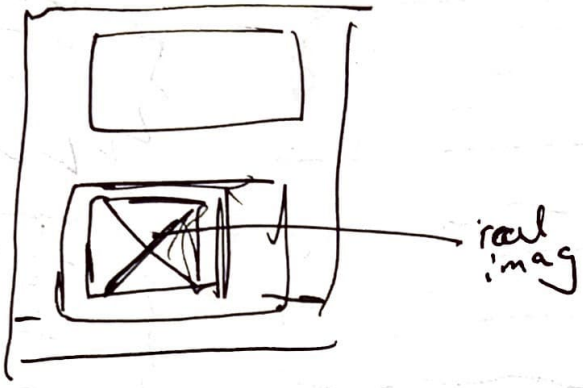

Rethinking intro

I've decided to break that intro paragraph into two narration boxes

All this time it was missing a moon ~~of~~

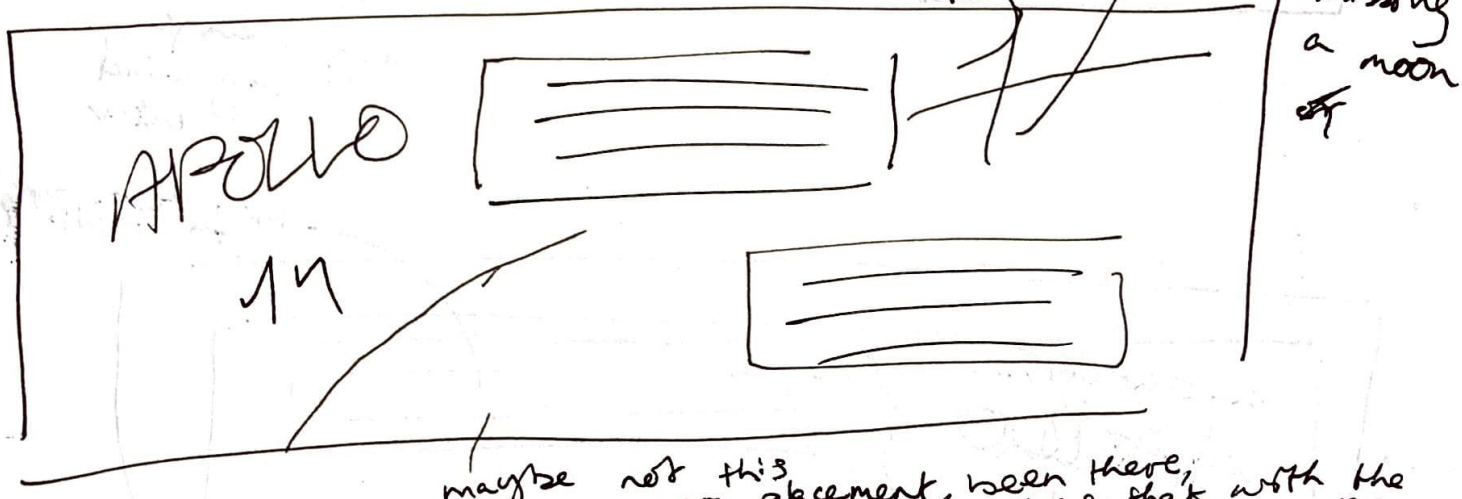

maybe not this moon placement, been there, done that with the cover.

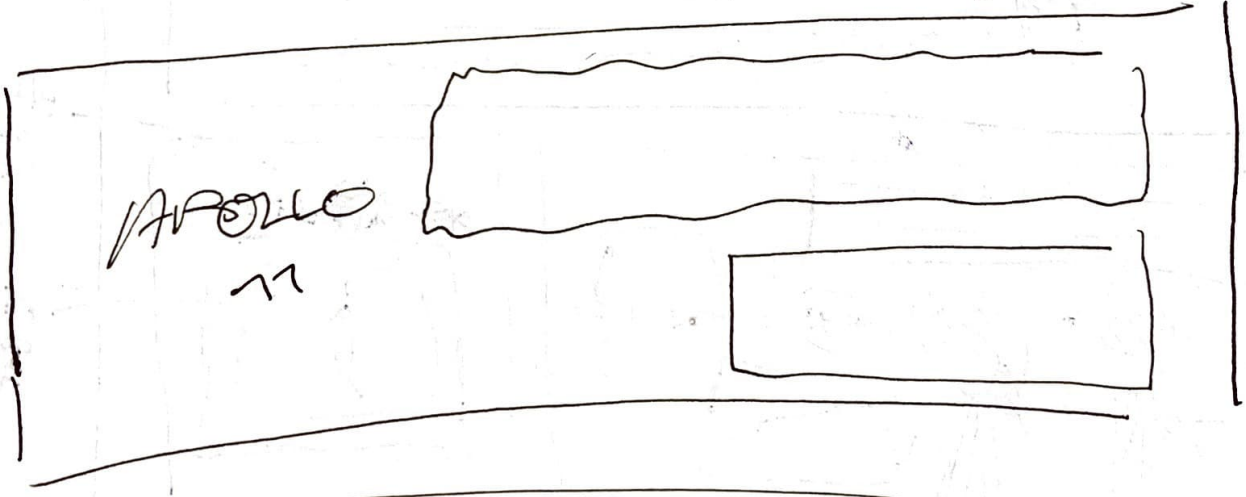

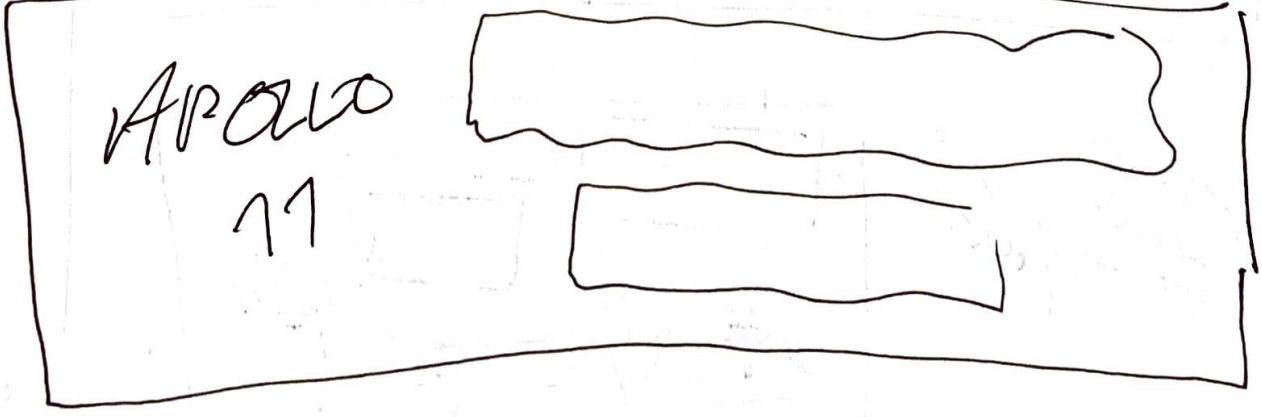


APOLLO 11
APOLLO 11
logo in the moon?
...
I'll think about it & maybe try it in illustrator just to see.

Simplifying the space craft / making it littler.



E book re styling

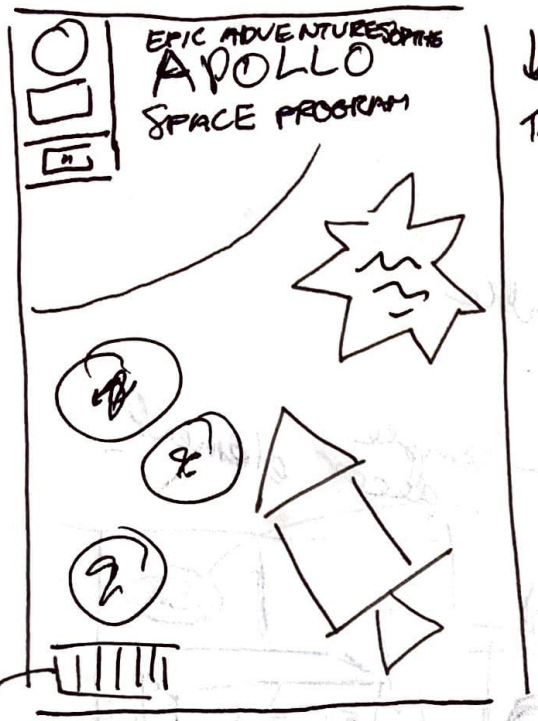

Take it down a bit

actually I don't think I'll put a bar code since marvel + dc don't do that on digital copies

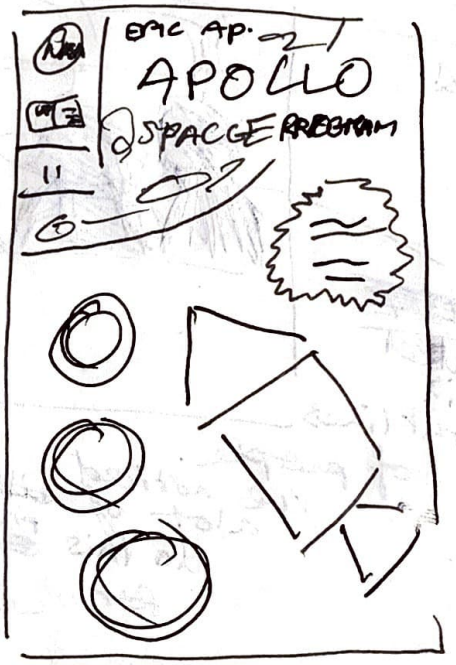

This work!



just neat and tidy in the side.



of people.
I've noticed a lot of ~~other~~ artists do this ~~other~~ probably to make things easier for colours.

I can draw I just choose to do my storyboards this way.





this might work better



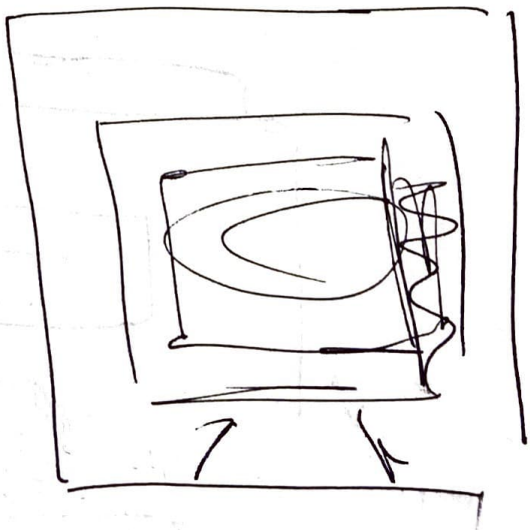

SILVER SCREEN ADVENTURES

MORE ADVENTURES ON THE SILVER SCREEN



↓

Keeps scrolling to show all six movies.

PROTOTYPE

MORE ADVENTURES FROM THE SILVER SCREEN

FIRST MAN

APOLLO 17

FIRST TO THE MOON

APOLLO 13

FOOTER

EBOOK

MORE ADVENTURES FROM THE SILVER SCREEN

SILVER SCREEN

This is probably the better layout if I wanna keep the descriptions.

OR



MORE EPIC ADVENTURES



MORE EPIC ADVENTURES

still a lot of excess space which means I can scrunch it up a bit more

MORE EPIC ADVENTURES



THIS WOULD WORK WELL I THINK BUT I STILL KINDA WANNA TRY SOME OTHER IDEAS I HAVE →.


SILVER SCEEN
oopsie I forgot how to spell there for a sec hehe
SILVER SCREEN
cool idea think but maybe a bit too elaborate and also would fit great I imagine just compositionally with everything ...
lol I'm so good and giving myself feedback aren't I? :)
FROM THE
SILVER SCREEN
honestly I kinda like this a lot. It may be easier to execute than the first

ooh maaybe if the title is a ticket not a lit up bordered sign I could but the border around the movie posters

like this...

don't worry I'm not gonna draw the posters :) although I feel like it does kinda vaguely resemble Ryan Gosling like if yo squint really hard.

I think I'll try doing it this way in the meantime prototype and then get rid of the frames for the ebook as I won't have as much free realestate.

I also wanna try and think of some interaction to do wit the lights or something that will happen when you hover over each poster but that will still fit into the comic book context I'm working in.

Yes I think I'm onto something here :)

* need to figure out how to get text to curve like this.

MORE EPIC ADVENTURES



the description is in the retro ticket stubs!

ok so now I think I'm just gonna go back to the big theatre sign thingy for the title because there'll be enough ticket stubs



description of movie :



Still need to figure out where to put the Titles.

---

if you clicked ~~tapped~~ on the ticket it turned after with a synopsis?

like





Heros Age / Castro Crew

cool comic type

~~[illegible]~~ "The Saturn Gave us a great flight... It was beautiful!"



paragraph from apollo 11 content

might draw them if time permits

Neil Armstrong



speech boxes ascue from panels. Makes it interesting & dynamic :)

Buzz Aldrin



layout of text boxes to be determined.

Michael Colins



I had decided to put data info into a ~~page~~ "The Rocket" but I think since a lot of the info isn't even about the rocket it doesn't make a whole lot of sense so I'm gonna rename the page "The Data" and break it up with headers.



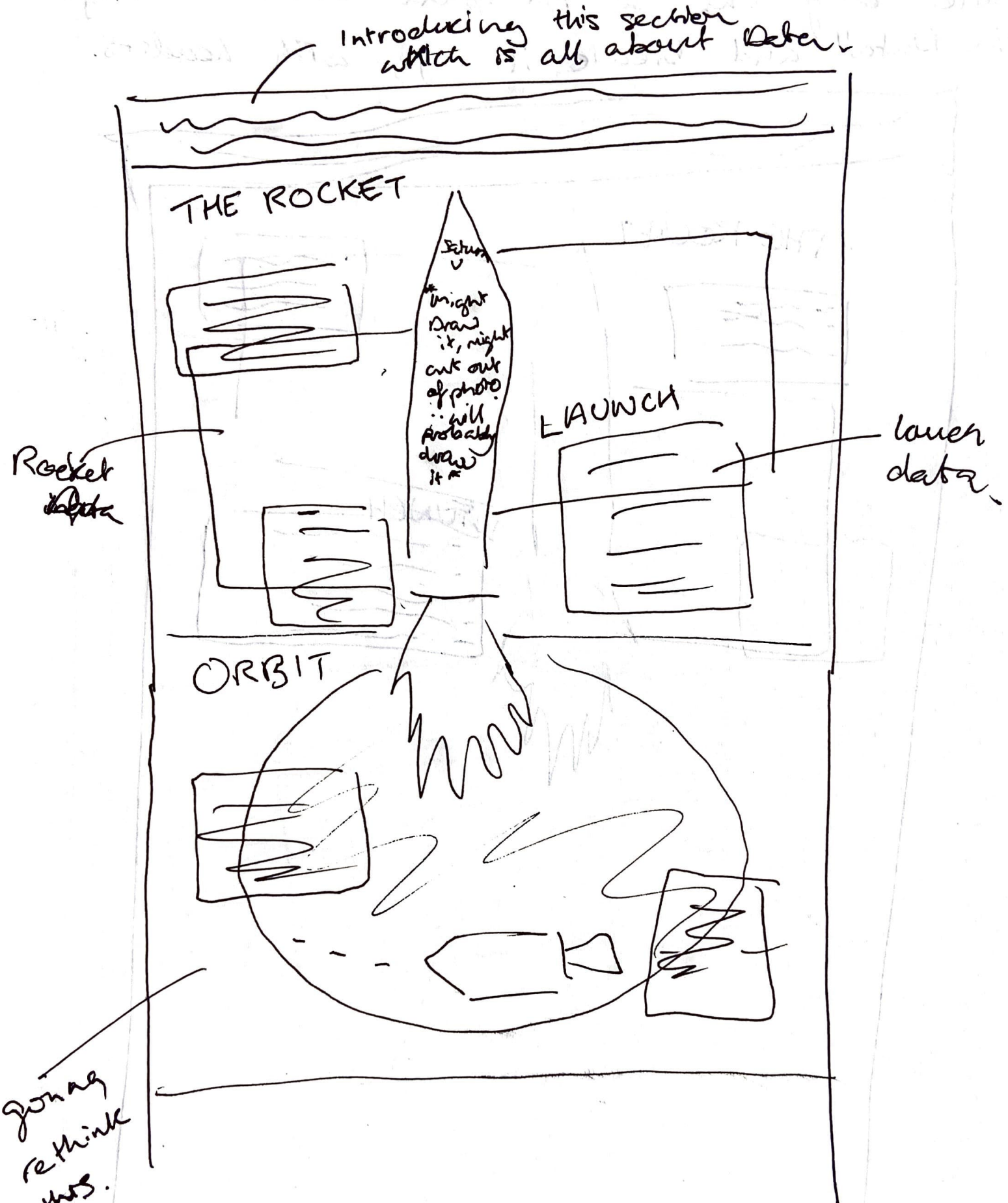
Introducing this section which is all about Data.
THE ROCKET
Saturn V
might Draw it, might cut out of photo ∴ will probably draw it
LAUNCH
Rocket Data
launch data.
ORBIT
going rethink this.

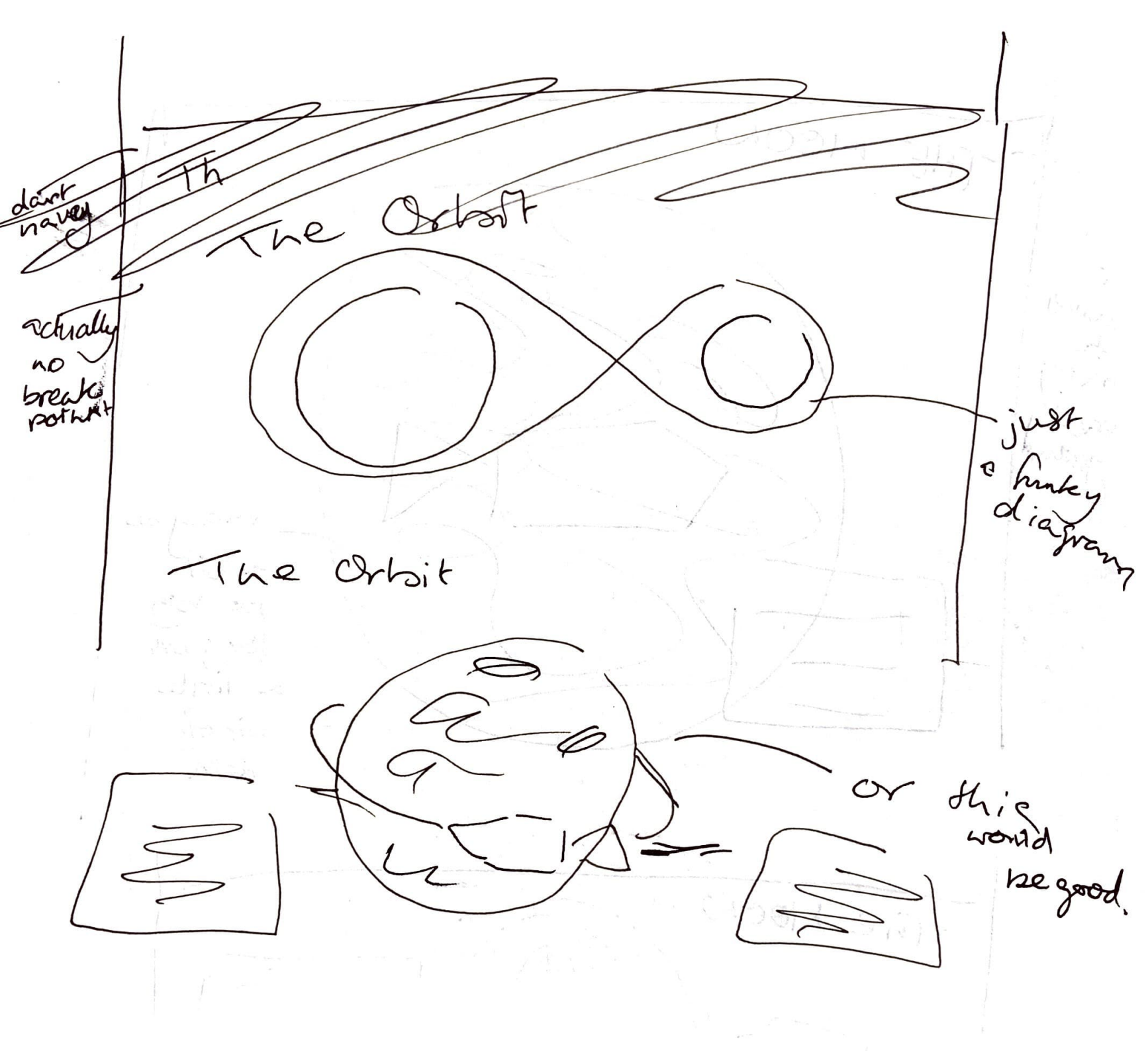
dark
Th
The Orbit
actually
no
just
a funky
diagram
The Orbit
or this
would
be good.

THE MOON

now it turns to navy back ground



maybe a bit too big for just a little bit of data

THE MOON

might have two boxes.

The Return



Flaming Comand module. I think it might be cool if it was closer as you scrolled

not gonna cover the other flights since the narrative of my comic site/ebook is Apollo 11. not..

The Return

picture of the command module landed in water.

This works:

The footer as per usual.

Back to Ebook

Background definitely needs a bit more pizzaz

This is not in order btw :





BACK TO HEROES PAGE



section intro

Backgrounds

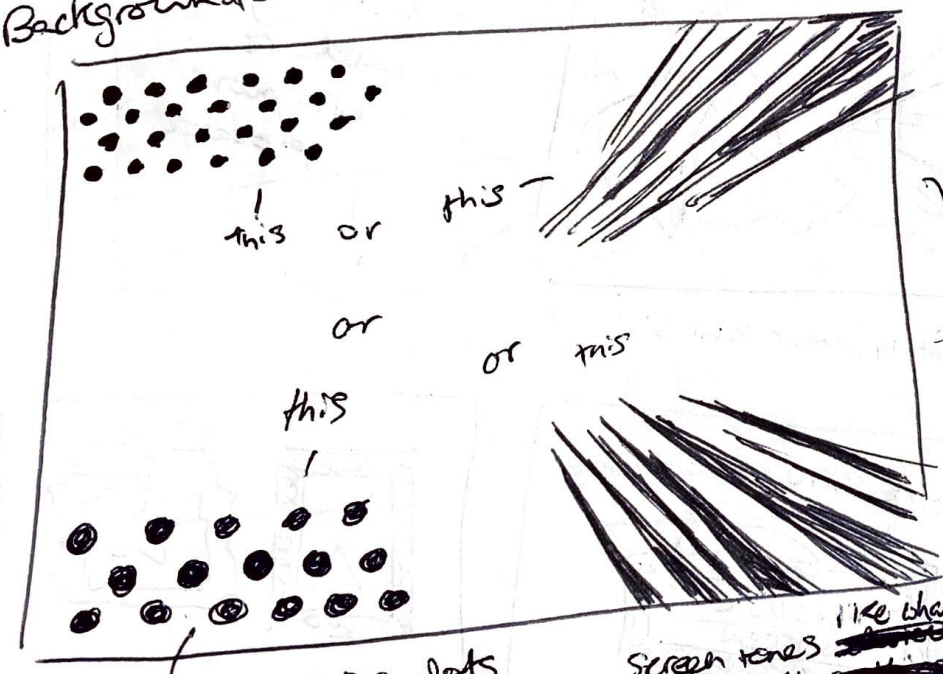

basically this same but this one would be thicker chunks

I like what I can get on photoshop

Screen tones weren't ~~a thing~~ like that in the silver age of comic but I still really love their use in manga which is another type of comic I can draw inspiration from.

I'm thinking dots

I'm gonna see if I can find a brush that'll hand the patterns super quick in photoshop.

I suppose I want mine ~~project~~ be a more contemporary homage rather than fully historically accurate.

couldn't be historical accurate give the context anyway.


NEIL
ARMSTRONG

Back to ebook





TIME TO LOOK AT SOME DATA

TIME FOR SOME DATA

TIME TO TAKE A LOOK AT SOME DATA

DATA DATA
DATA DATA

TIME TO TAKE A LOOK AT SOME OF THE DATA!

TIME TO TAKE A LOOK AT SOME OF THE DATA

TIME TO TAKE A LOOK AT SOME OF THE DATA

I'm thinking red banner.
or maybe green.

yellow willow probably clash with nav bar too much.

Maybe if I just use space background it'll keep it cohesive.

TH SATURN V ROCKET

SATURN V ROCKET DRAWING

THE LAUNCH

pic of launch

THE ORBIT

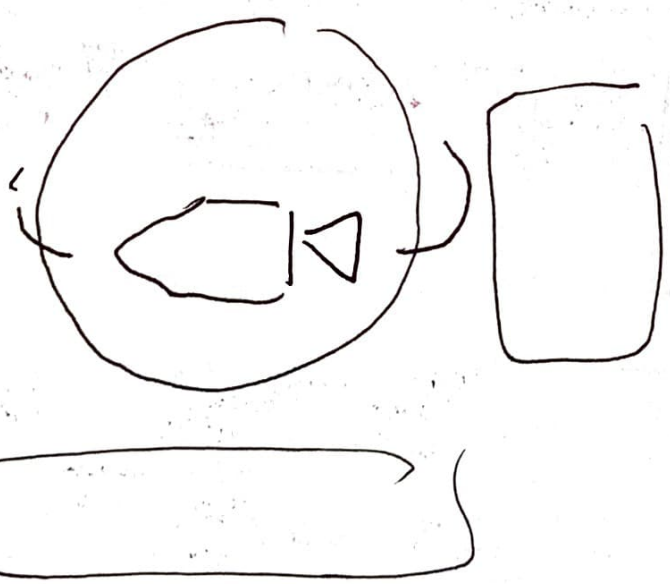

THE MOON





I think if the orbit panel shows full moon then this will work better




THE ORBIT


THE ORBIT

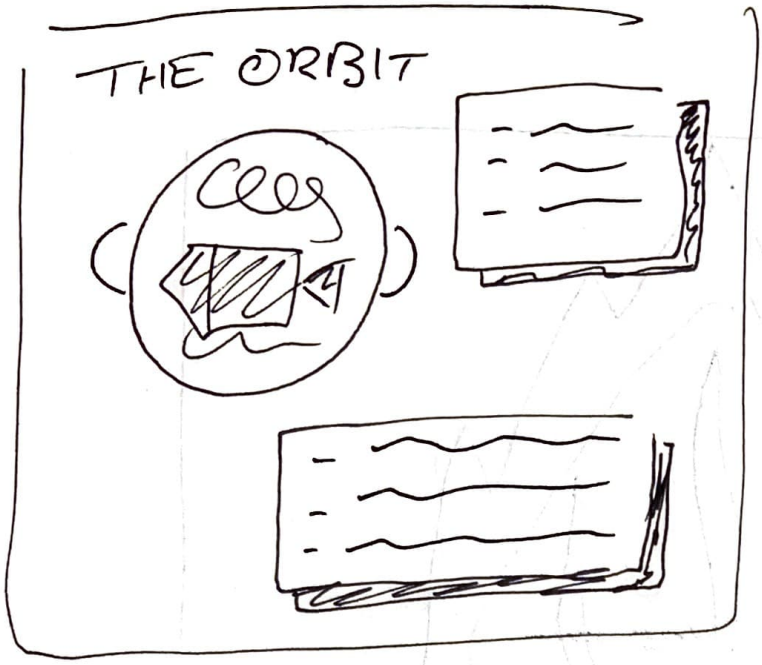



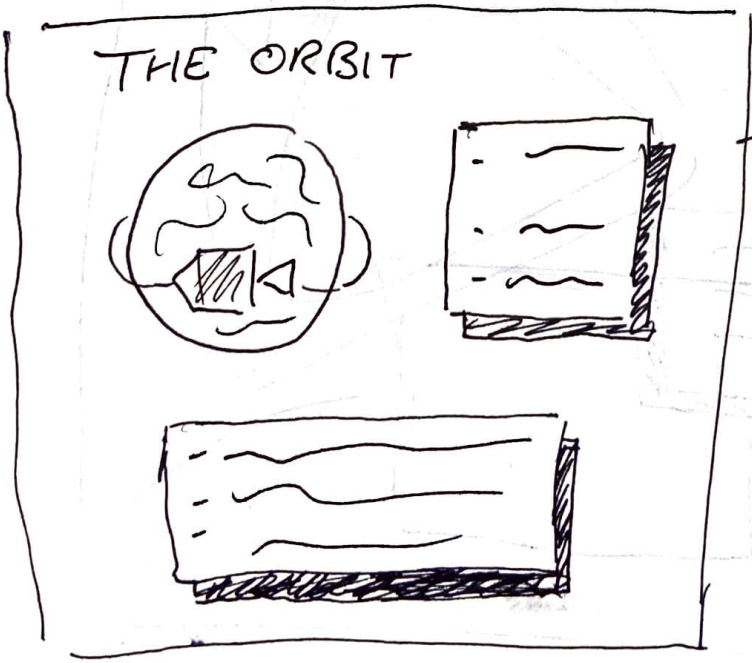

I'm thinking this is the best layout for the panel

THE
RETURN

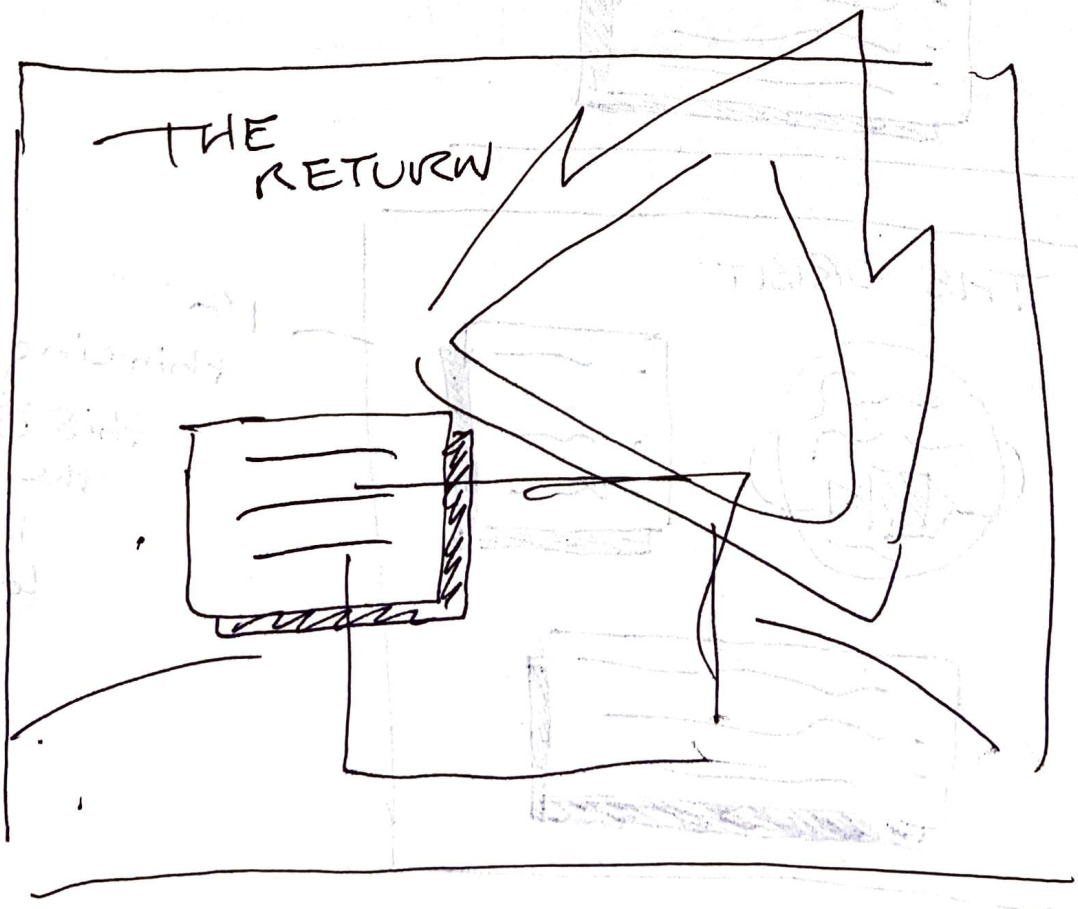
THE
RETURN



Image of command module in the the pacific

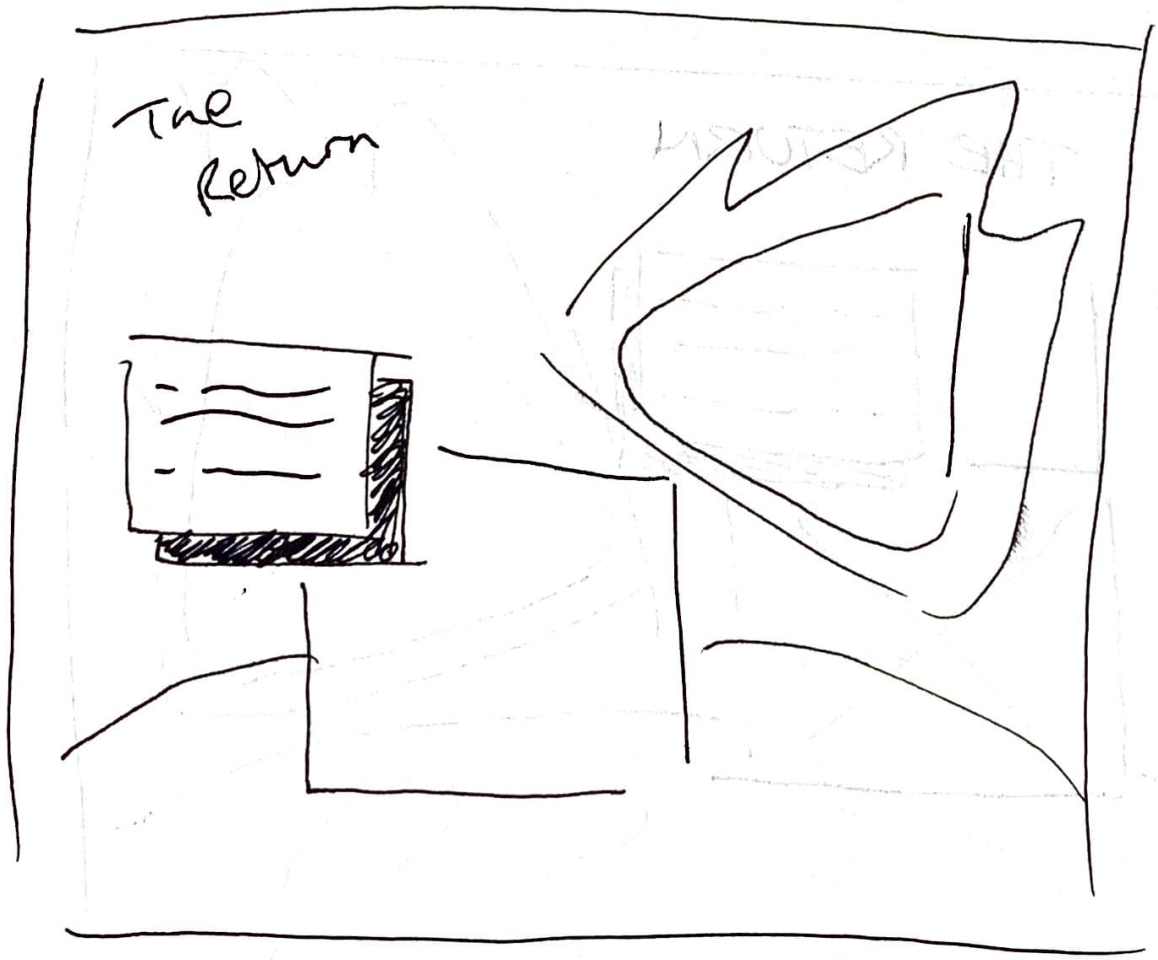


THE
Return


THE RETURN


THE
RETURN


THE RETURN

BACK TO E-BOOK LAYOUT

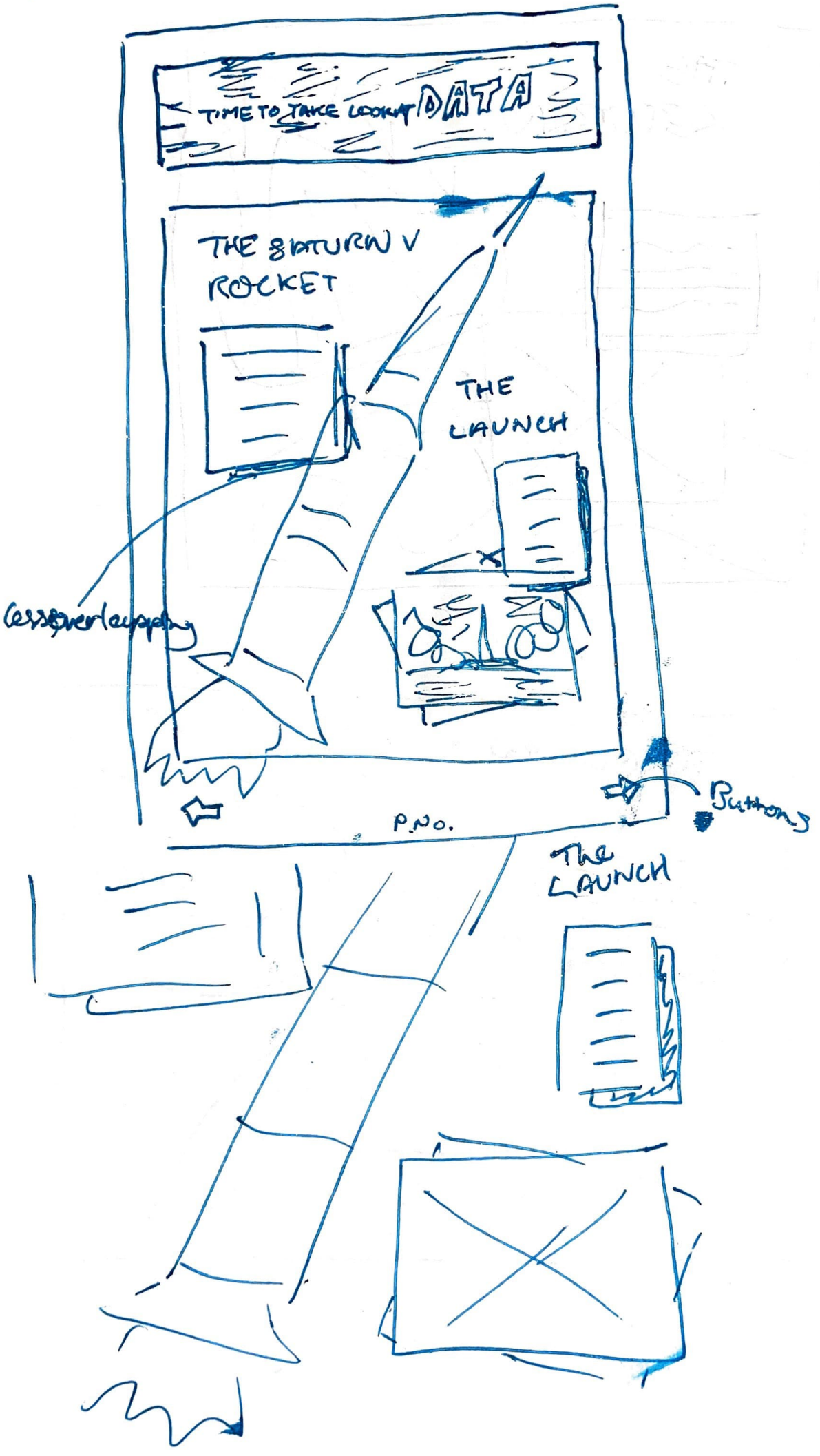

MORE EBOOK LAYOUT



Apollo story

or

yeah this works.

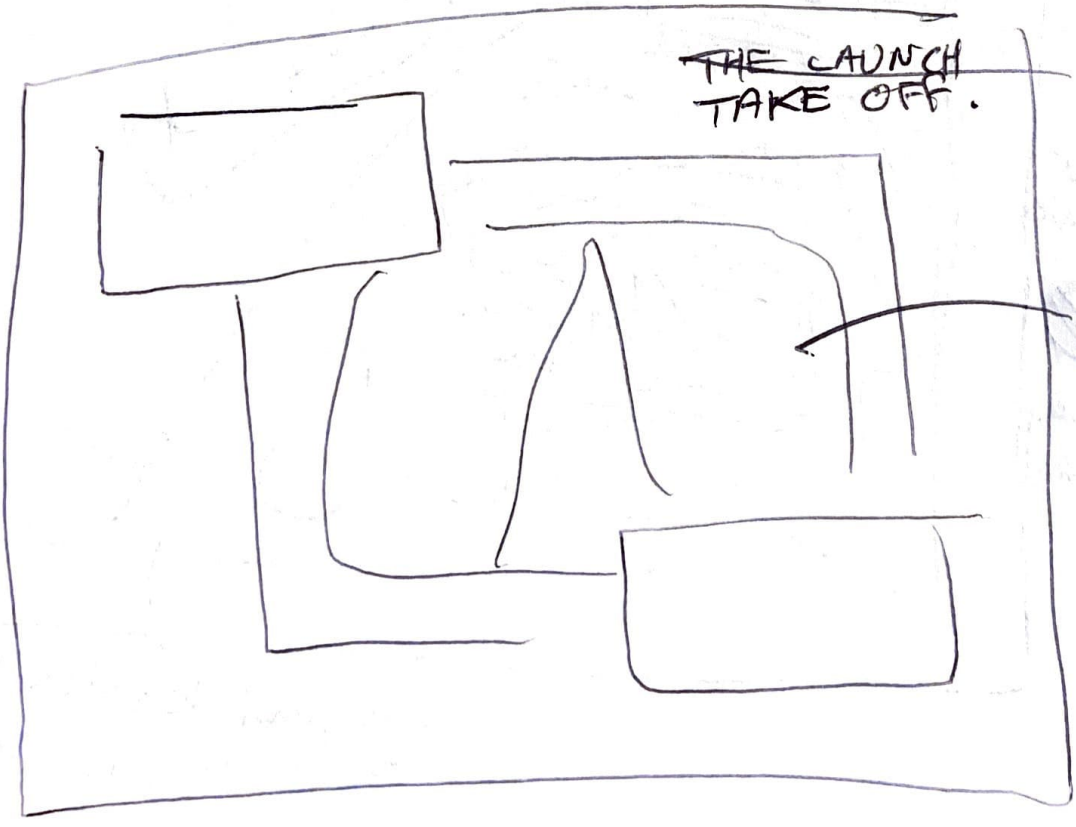



gonna
cut out
this part
about the
astronauts
because
there's a
whole ~~paragraph~~
about
them
later.

and it
messes with
the flow

and I'm
not sure
how I'd
word in
speech bubble.



picture of lunar module before docking

or this layout..

orbit drawing from data section



Space background.

I'm using an image taken by Colling from Command module because it would takee too much time to draw.

SPLASHDOWN



dotted
background

or

SPLASHDOWN



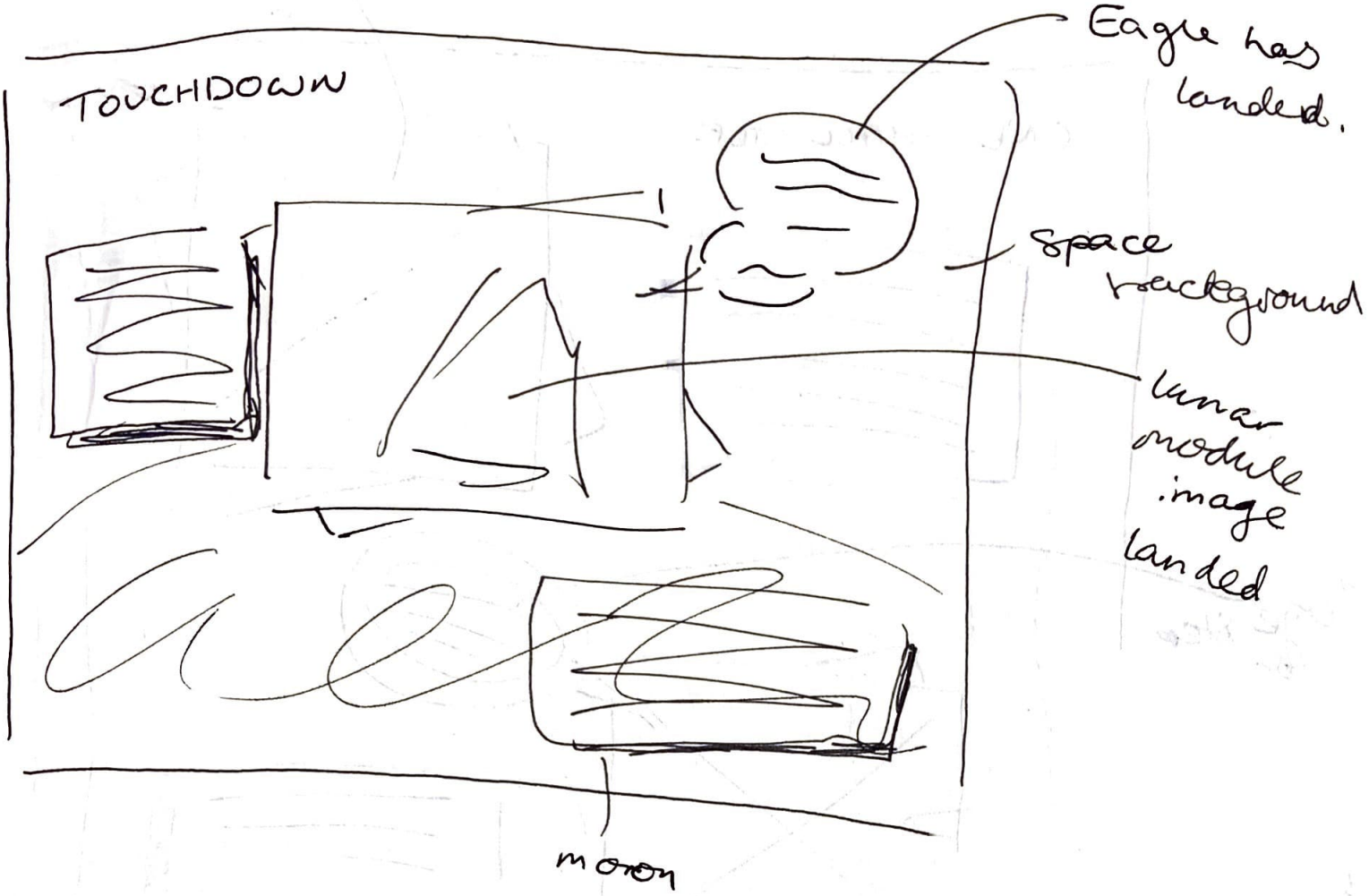
TOUCHDOWN
Eagle has landed.
space background
lunar module image landed
moon

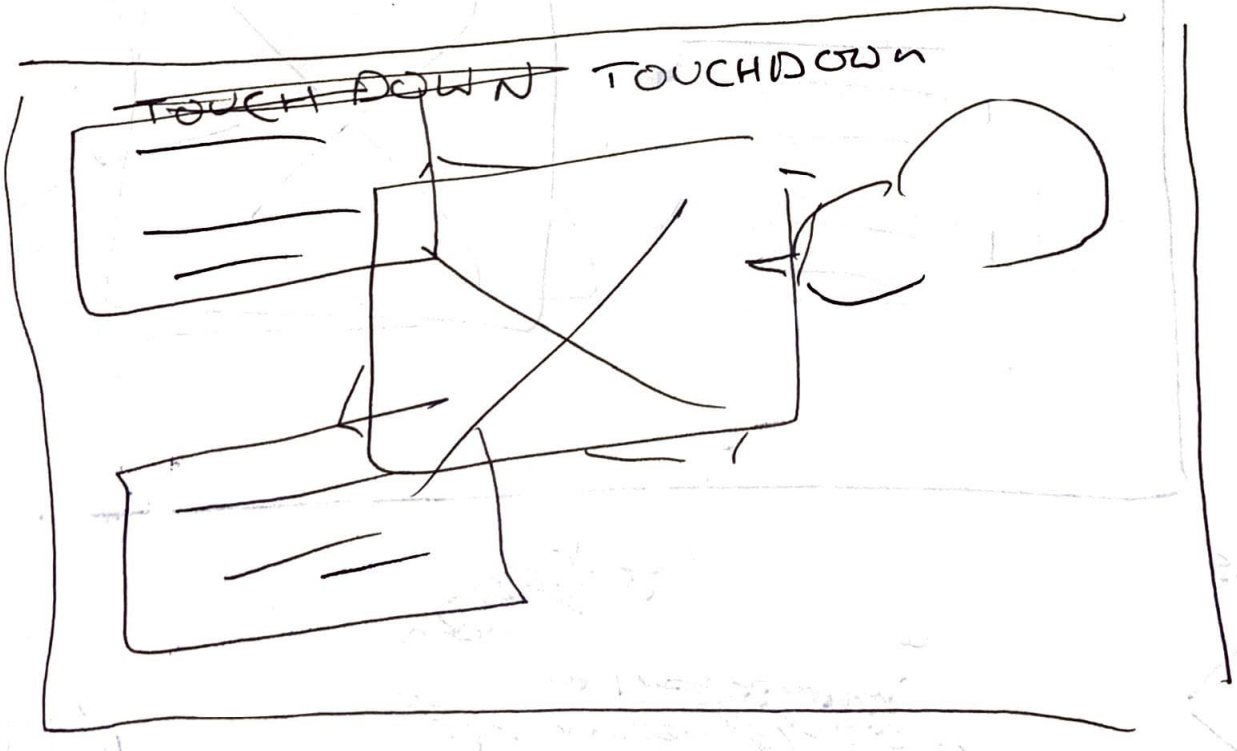
~~TOUCH DOWN~~ TOUCHDOWN

ONE SMALL STEP.

coming out of lunar module

"One step for man . . . "

walking on the moon



footstep on the moon

Buttons

on each page.

Ebook layout from here on out.





something like this

will experiment with text position on indesign.



lunar module before extraction

Panels Basically the same for this page maybe layout slightly different to 1st page.


have to do a full spread here because next panel one bit on page with thisone.
TOUCHDOWN
maybe squeeze this one down a bit.
something like this
I've decided to go without page numbers since I haven't read a superhero comic with them. So it doesn't seem to be a thing that's done.

ONE SMALL STEP...

~~This page is~~ This panel is so big and has so many things in it for me to feasibly put the last panel in under it so I'm just gonna have to have a bare bones page after with just a splashdown spread.



basically same layout as prototype

buttons for turning page.

SPLASHDOWN



Yeah this works.